



Dr. Name _____ Phone # _____

Patient Name _____

Address/Email _____ **Deliver by 5 p.m. on** _____

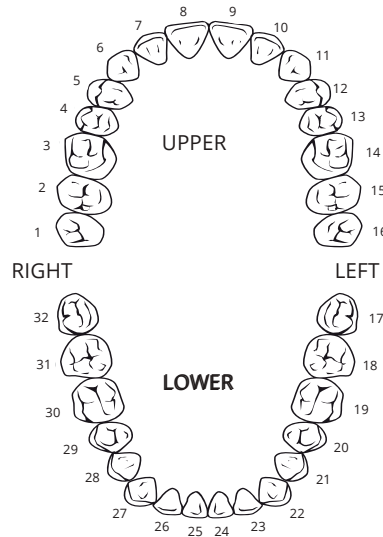
Enclosed with Case: Impressions Models Bite Bite stick Photos Other: _____

FIXED/IMPLANT Rx

Implant system: _____

Implant diameter: _____

Please order all implant components for this case



Signature _____

License # _____ Date _____

ZIRCONIA/ALL-CERAMIC

- Zirconia Monolithic (1450 MPa)
- Zirconia Translucent (1100 MPa)
- Zirconia Layered
- IPS e.max
- IPS e.max Layered
- IPS e.max Inlay/ Onlay

VENEERS

- IPS e.max Veneer
- Zirconia Esthetic Veneer
- IPS e.max Layered Veneer

PFM

- High Noble (Yellow)
- Noble (Silver)
- Noble (Yellow)
- Non-precious

FULL CAST

- High noble (Yellow)
- Noble (Silver)
- Noble (Yellow)
- Non-Precious

IMPLANT ABUTMENTS

- Screw Retained
- Titanium
- Titanium Gold Hue
- Ti- Base
- Angled Screw Channel
- Cementable Crown
- Zirconia
- Stock Abutment
- Prepare Existing Abutment
- Extra Screw

SCREW RETAINED RESTAURATIONS

- Zirconia Monolithic
- Zirconia Translucent
- IPS e.max
- PFM- (White Noble)
- PFM- (White High Noble)
- Zirconia Layered

PROVISIONALS

- Cementable
- Reinforcements**
- None
- Wire
- Diagnostic Wax-up

- Cast-Metal
- Fiber

Call Lab for Same/Next Day Implant Provisional

1830 S Alma School Rd Bldg. 6, Mesa, AZ 85210

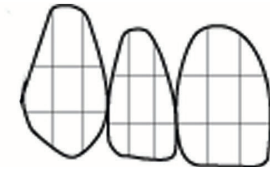
(480) 664-6982

Info@10xdentallab.com

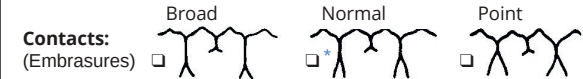
www.10xdentallab.com

CASE REQUIREMENTS

Basic Shade: _____ **Core Shade:** _____ **Shade Guide Used:** _____



_____ Cervical Shade
 _____ Body Shade
 _____ Incisal Shade



Occlusion: *Light Ideal Open _____ mm

SMILE DESIGN

Desired: Central Width: _____ mm
 Central Length: _____ mm

Smile Selection: Natural Softened Enhanced
 Hollywood Other: _____

Implant Margin Depth: F/B: _____ M: _____ D: _____ L: _____

PONTIC DESIGN



MARGIN AND METAL DESIGN



OCCUSAL CLEARANCE ISSUES

- Call Doctor
- Trim Opposing
- Reduction Coping

*Standard unless specified otherwise